





















MaTHSC: Making the Transition from High School to College



What college do you represent?			Response Percent	Response Count
Berlin			20.0%	2
Claremont			10.0%	1
Concord			10.0%	1
Laconia			20.0%	2
Nashua			10.0%	1
Manchester			20.0%	2
Stratham			10.0%	1
			answered question	10
			skipped question	0



What is your role on your campus? (check all that apply).			Response Percent	Response Count
Learning Center Director			70.0%	7
Learning Center Staff Member			0.0%	0
Math Tutor			10.0%	1
Math Faculty			40.0%	4
College Administrator			0.0%	0
Other (please specify)			30.0%	3
			answered question	10
			skipped question	0




What developmental (pre-college) math courses does your college provide? (check all that apply)			Response Percent	Response Count
Basic or Introductory Math		87.5%	7	
Pre-Algebra		62.5%	5	
Beginning or Introduction to Algebra		37.5%	3	
Algebra I		50.0%	4	
Other (please specify)		25.0%	2	
			answered question	8
			skipped question	2




How does your college reference courses that are not at the 100 or higher level?			Response Percent	Response Count
Developmental		75.0%	6	
Pre-college		0.0%	0	
Tech Prep		0.0%	0	
Skill Building Courses		0.0%	0	
Remedial		0.0%	0	
Other (please specify)		25.0%	2	
			answered question	8
			skipped question	2












Where are these courses "housed"? (check all that apply)			Response Percent	Response Count
Math Department		75.0%	6	
Learning Center		0.0%	0	
Developmental Studies Program		12.5%	1	
Other (please specify)		12.5%	1	
			answered question	8
			skipped question	2






Who teaches your developmental math courses? (check all that apply).			Response Percent	Response Count
Math Faculty			87.5%	7
Learning Center Faculty/Staff			25.0%	2
Other (please specify)			0.0%	0
			answered question	8
			skipped question	2






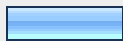
Are the math faculty that teach your developmental courses MOSTLY....			Response Percent	Response Count
Full time			62.5%	5
Part time (adjunct)			62.5%	5
Other (please specify)			0.0%	0
			answered question	8
			skipped question	2





Do you allow students who test into developmental courses to sign a waiver form so they may register for a college-level math course?			Response Percent	Response Count
Yes			62.5%	5
No			37.5%	3
I need to qualify my answer: see "other"			0.0%	0
Other (please specify)			25.0%	2
			answered question	8
			skipped question	2




If your answer to No. 8 is "Yes", do you allow these same students to access tutoring to compensate for skill deficits?			
		Response Percent	Response Count
Yes		85.7%	6
No		0.0%	0
Not Applicable		14.3%	1
I need to qualify my answer: see "other"		0.0%	0
Other (please specify)		14.3%	1
		answered question	7
		skipped question	3













What academic support services are provided for students in developmental math courses? (check all that apply)			
		Response Percent	Response Count
None		0.0%	0
Textbook Supplements		75.0%	6
Math Center (drop-in)		62.5%	5
Math Study Groups		50.0%	4
One-on-one tutoring		100.0%	8
Supplemental Instruction		37.5%	3
Computer-based tutorials (software)		87.5%	7
Web-based tutorials		75.0%	6
Math video tapes		50.0%	4
Math CDs		62.5%	5
Study Skills instruction		87.5%	7
Workshops		62.5%	5
Other (please specify)		0.0%	0
		answered question	8
		skipped question	2








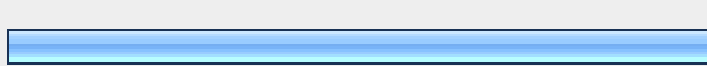
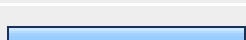
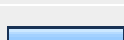
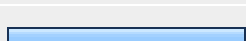
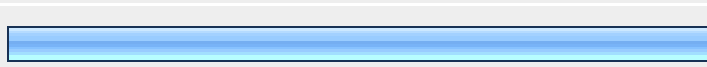
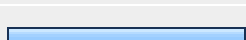
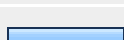
With the exception of "Supplemental Instruction", are these same services provided for students who are underprepared for college math but are not yet enrolled in any math course?			Response Percent	Response Count
Yes			50.0%	4
No			25.0%	2
Some			25.0%	2
I need to qualify my answer: see "other"			12.5%	1
Other (please specify)			12.5%	1
			<i>answered question</i>	8
			<i>skipped question</i>	2

Where are your academic support services for math "housed? (check all that apply)			Response Percent	Response Count
Math faculty offices			37.5%	3
Math Department			12.5%	1
Learning Center			100.0%	8
Library			50.0%	4
College Classroom			25.0%	2
Other (please specify)			12.5%	1
			<i>answered question</i>	8
			<i>skipped question</i>	2

If you provide tutoring for math, who are the tutors?			Response Percent	Response Count
Faculty			100.0%	8
Students (peer tutors)			100.0%	8
Learning Center Staff			75.0%	6
Other (please specify)			25.0%	2
			<i>answered question</i>	8
			<i>skipped question</i>	2

Do you think it makes a difference who does the tutoring for developmental math students?			Response Percent	Response Count
Yes, they should be math faculty			12.5%	1
Yes, they should be peer tutors			0.0%	0
No, they could be either faculty or students as long as they are qualified.			75.0%	6
I have no opinion			0.0%	0
Other (please specify)			37.5%	3
			<i>answered question</i>	8
			<i>skipped question</i>	2






What would you say are the most effective supports for developmental math students? (check all that apply)			
		Response Percent	Response Count
None		0.0%	0
Textbook Supplements		37.5%	3
Math Center (drop-in)		62.5%	5
Math Study Groups		50.0%	4
One-on-one tutoring		100.0%	8
Supplemental Instruction		37.5%	3
Computer-based tutorials (software)		75.0%	6
Web-based tutorials		37.5%	3
Math video tapes		50.0%	4
Math CDs		50.0%	4
Study Skills instruction		62.5%	5
Workshops		25.0%	2
Other (please specify)		25.0%	2
		<i>answered question</i>	8
		<i>skipped question</i>	2

What would you say are the most effective interventions for students struggling in developmental courses? (check all that apply)			
		Response Percent	Response Count
None		0.0%	0
Academic Counseling		87.5%	7
Mentoring		37.5%	3
Textbook Supplements		25.0%	2
Math Center (drop-in)		50.0%	4
Math Study Groups		37.5%	3
One-on-one tutoring		100.0%	8
Supplemental Instruction		25.0%	2
Computer-based tutorials (software)		75.0%	6
Web-based tutorials		25.0%	2
Math video tapes		12.5%	1
Math CDs		25.0%	2
Study Skills instruction		75.0%	6
Workshops		25.0%	2
Other (please specify)		12.5%	1
		answered question	8
		skipped question	2

Do you have any unique programs or strategies you use with underprepared math students that you would like to share?	
	Response Count
	6
	answered question
	6
	skipped question
	4

I would like to schedule a face-to-face meeting in November for all those who would like to review the results and add more to the discussion. This is an important event as I will take the information to present to a larger audience of highschool and college teachers/administrators in the spring. To answer the question, look at your weekly schedule. Based on a "typical week", what days/times might you be free to attend a meeting? You can use the "other" block to share with me dates in the month of November that are definitely out of the question. I will not schedule anything during the week of Thanksgiving.

		Response Percent	Response Count
Monday, any time		0.0%	0
Monday in the morning only		0.0%	0
Monday in the afternoon only		25.0%	2
Tuesday any time		0.0%	0
Tuesday in the morning only		0.0%	0
Tuesday in the afternoon only		12.5%	1
Wednesday any time		12.5%	1
Wednesday in the morning only		25.0%	2
Wednesday in the afternoon only		25.0%	2
Thursday any time		0.0%	0
Thursday in the morning only		12.5%	1
Thursday in the afternoon only		0.0%	0
Friday any time		25.0%	2
Friday in the morning only		12.5%	1
Friday in the afternoon only		25.0%	2
Other (please specify)		25.0%	2
		<i>answered question</i>	8
		<i>skipped question</i>	2

How far would you be willing to drive for a meeting?			Response Percent	Response Count
within 30 minutes of my campus			37.5%	3
within 1 hour of my campus			50.0%	4
within 2 hours of my campus			12.5%	1
it doesn't matter to me			12.5%	1
Other (please specify)			12.5%	1
		answered question		8
		skipped question		2