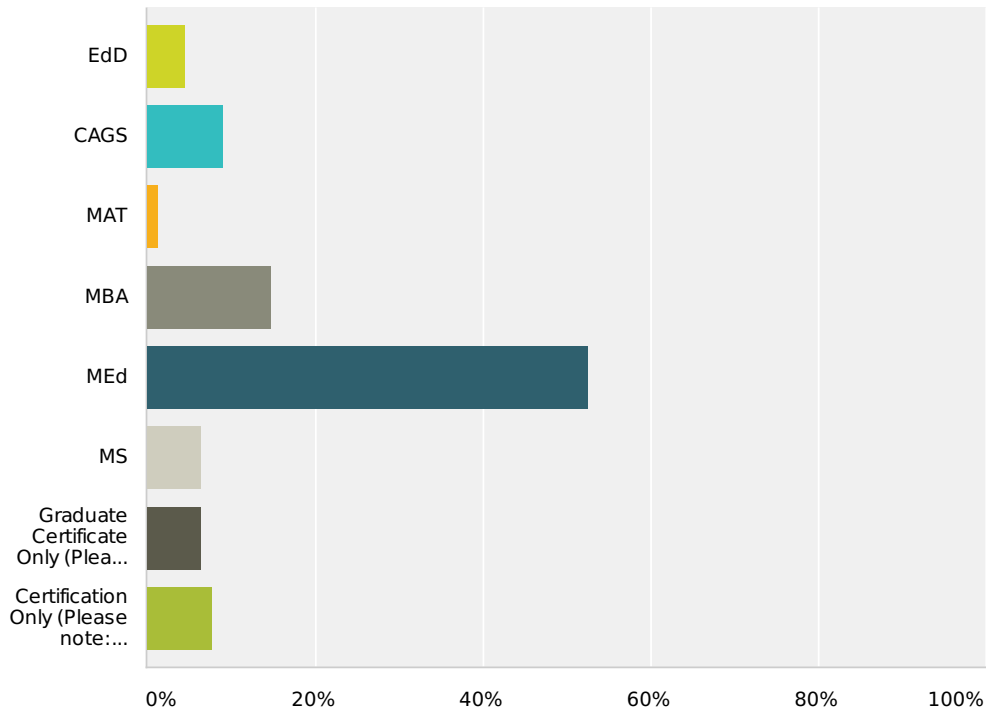


## Q1 What program have you most recently completed?

Answered: 156 Skipped: 0



| Answer Choices  | Responses        |
|---|------------------|
| <b>EdD</b>  | <b>4.49%</b> 7   |
| <b>CAGS</b>   | <b>8.97%</b> 14  |
| <b>MAT</b>  | <b>1.28%</b> 2   |
| <b>MBA</b>  | <b>14.74%</b> 23 |
| <b>MEd</b>  | <b>52.56%</b> 82 |
| <b>MS</b>   | <b>6.41%</b> 10  |
| <b>Graduate Certificate Only (Please note: A certificate is not a degree program. For example, a student can complete an: OATH; PATH; Health Care Administration; Strategic Marketing Management, or Historic Preservation certificate.)</b>  | <b>6.41%</b> 10  |
| <b>Certification Only (Please note: Certification is completion of course work and student teaching or a practicum, resulting in the Plymouth State University's Office of Teacher Certification endorsing you as a candidate eligible for certification by the New Hampshire Department of Education.)</b> | <b>7.69%</b> 12  |

Total Respondents: 156

**Q2 Please indicate below the month/year (e.g., 05/2012) your degree (EdD, CAGS, MAT, MBA, MEd, or MS) was conferred (leave blank if not applicable):**

Answered: 134 Skipped: 22

**Q3 Please indicate the month/year  
(xx/xxxx) your Graduate Certificate  
Only was earned (leave blank if not  
applicable):**

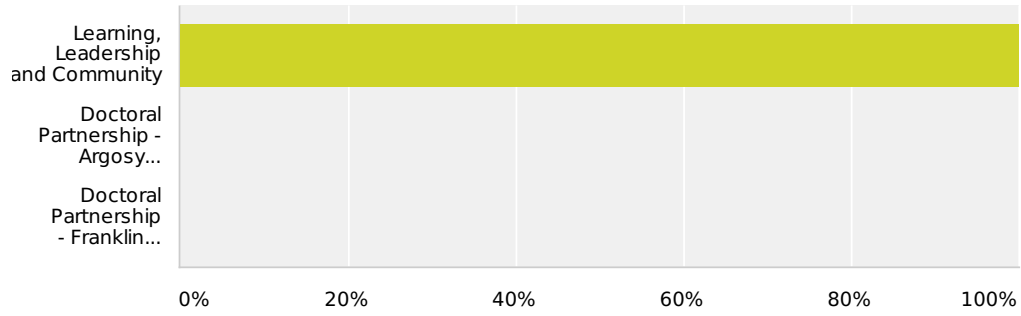
Answered: 39 Skipped: 117

**Q4 Please indicate below the month/year (xx/xxxx) your Certification Only was earned (leave blank if not applicable):**

Answered: 19 Skipped: 137

### Q5 Please choose the EdD program that applies to you:

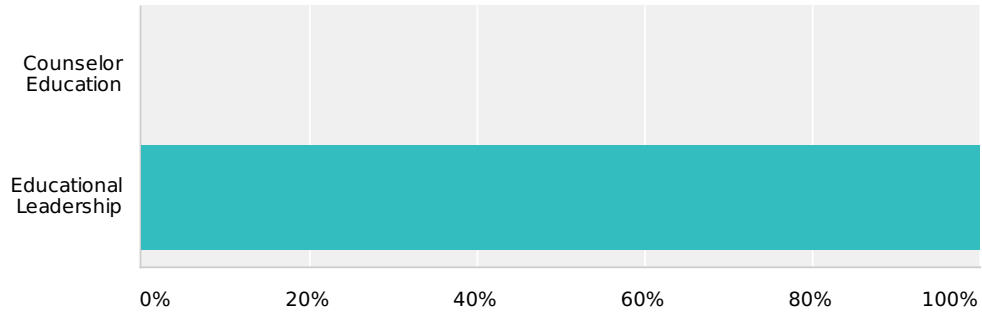
Answered: 7 Skipped: 149



| Answer Choices  | Responses     |
|---|---------------|
| <b>Learning, Leadership and Community</b>                   | <b>100%</b> 7 |
| <b>Doctoral Partnership - Argosy University of Sarasota</b> | <b>0%</b> 0   |
| <b>Doctoral Partnership - Franklin Pierce University</b>    | <b>0%</b> 0   |
| Total   | 7             |

### Q6 Please choose the CAGS program that applies to you:

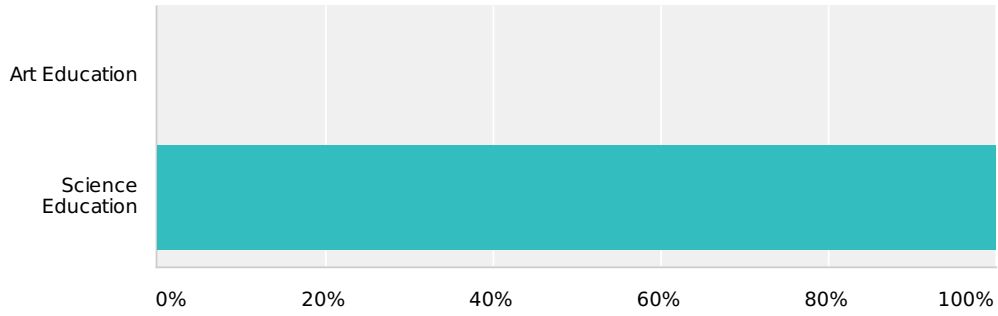
Answered: 14 Skipped: 142



| Answer Choices                | Responses      |
|-------------------------------|----------------|
| <b>Counselor Education</b>    | <b>0%</b> 0    |
| <b>Educational Leadership</b> | <b>100%</b> 14 |
| Total                         | 14             |

### Q7 Please choose the MAT program that applies to you:

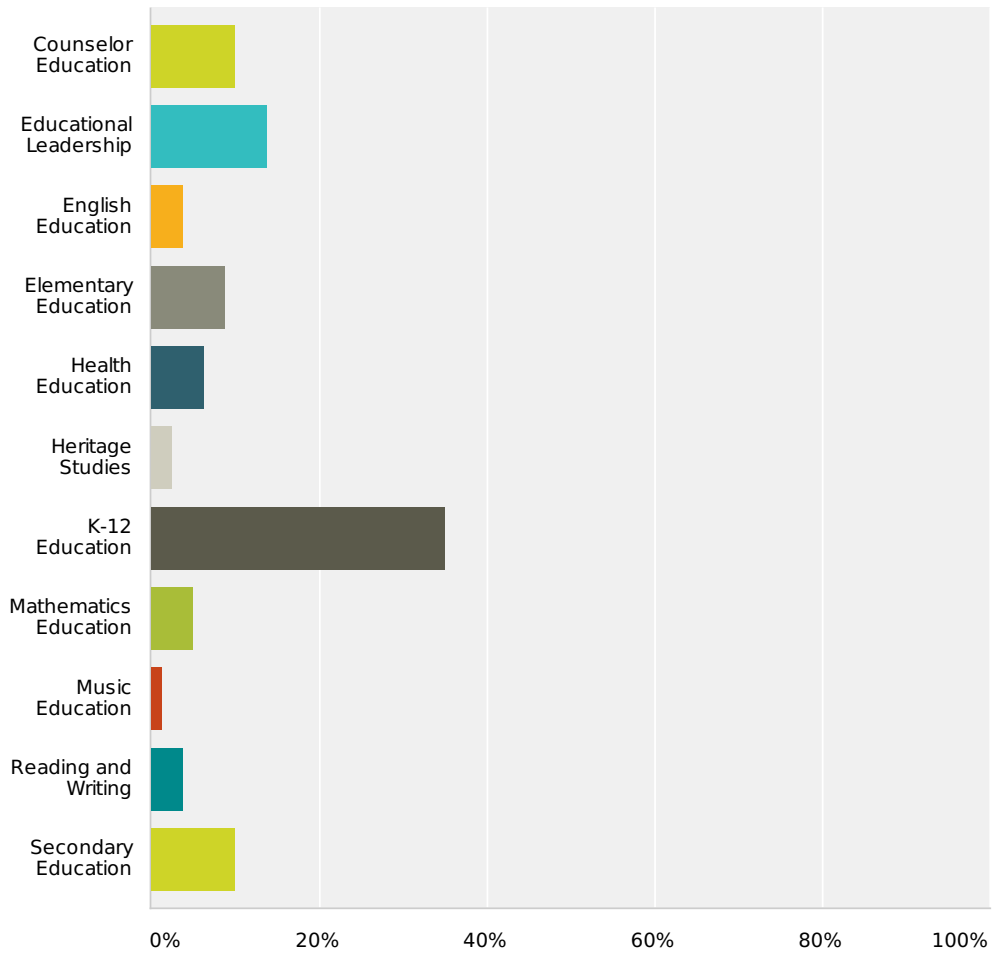
Answered: 2 Skipped: 154



| Answer Choices           | Responses     |
|--------------------------|---------------|
| <b>Art Education</b>     | <b>0%</b> 0   |
| <b>Science Education</b> | <b>100%</b> 2 |
| Total                    | 2             |

## Q8 Please choose the MEd program that applies to you:

Answered: 80 Skipped: 76

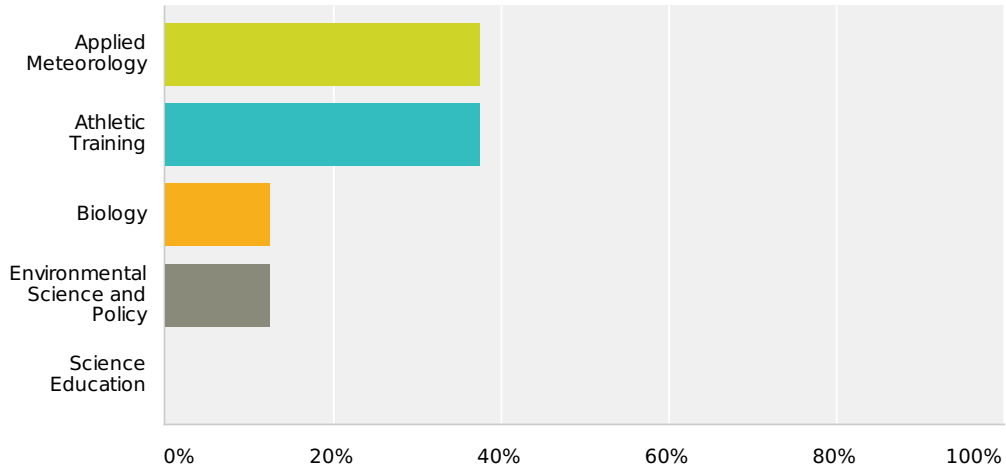


| Answer Choices                | Responses        |
|-------------------------------|------------------|
| <b>Counselor Education</b>    | <b>10%</b> 8     |
| <b>Educational Leadership</b> | <b>13.75%</b> 11 |
| <b>English Education</b>      | <b>3.75%</b> 3   |
| <b>Elementary Education</b>   | <b>8.75%</b> 7   |
| <b>Health Education</b>       | <b>6.25%</b> 5   |
| <b>Heritage Studies</b>       | <b>2.50%</b> 2   |
| <b>K-12 Education</b>         | <b>35%</b> 28    |
| <b>Mathematics Education</b>  | <b>5%</b> 4      |
| <b>Music Education</b>        | <b>1.25%</b> 1   |
| <b>Reading and Writing</b>    | <b>3.75%</b> 3   |
| <b>Secondary Education</b>    | <b>10%</b> 8     |
| Total                         | 80               |



### Q9 Please choose the MS program that applies to you:

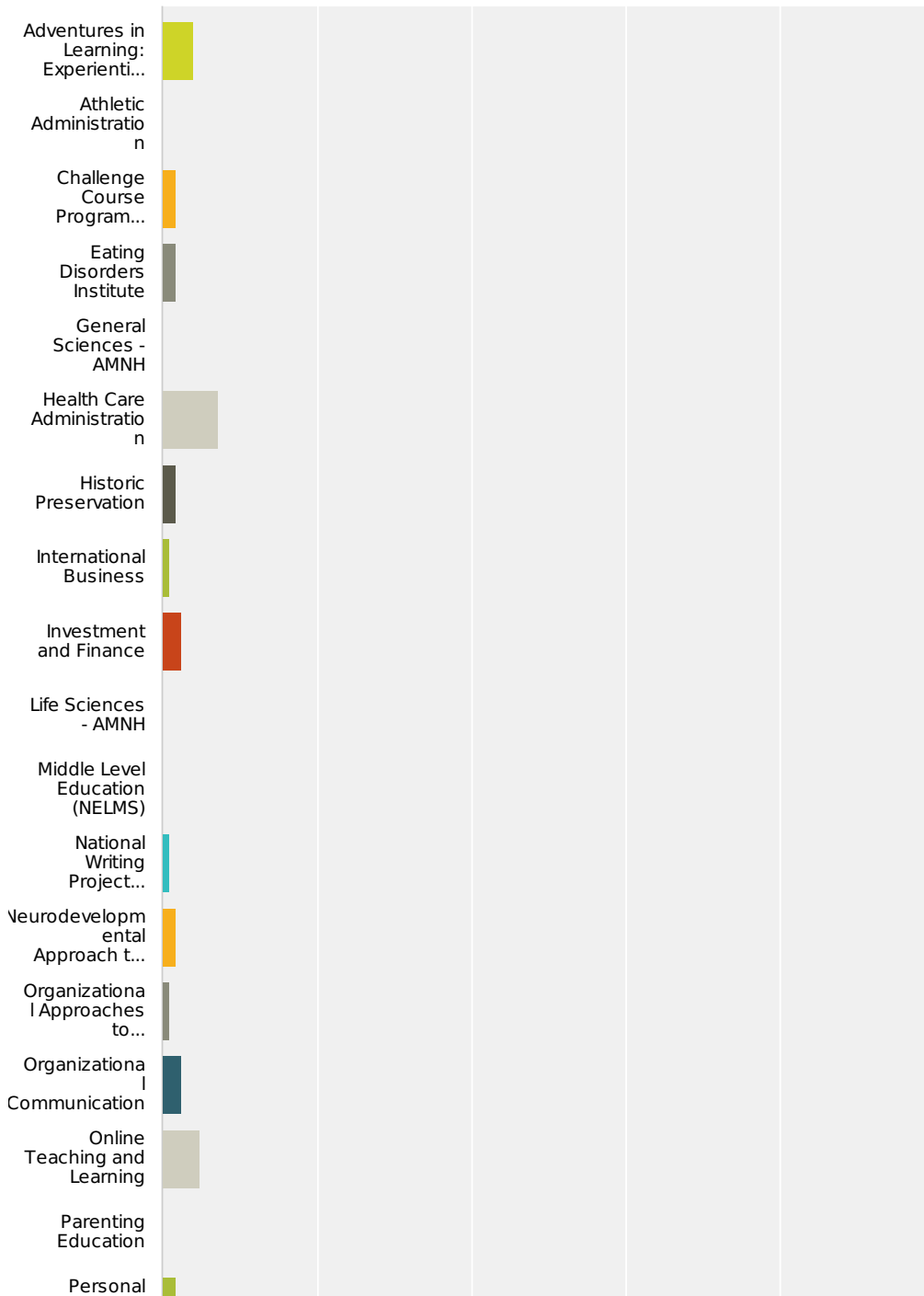
Answered: 8 Skipped: 148



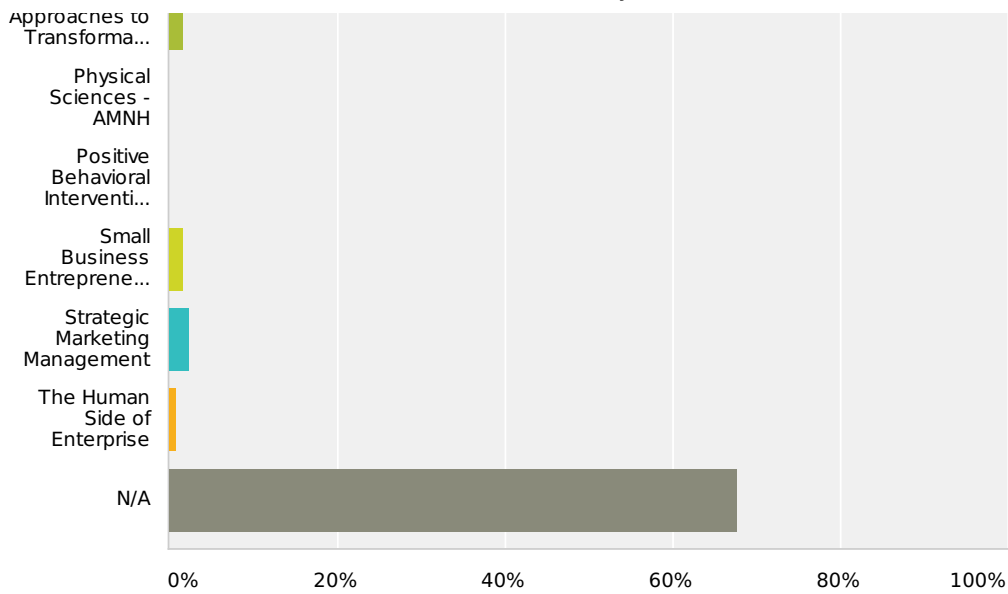
| Answer Choices                          | Responses     |   |
|---|---------------|---|
| <b>Applied Meteorology</b>              | <b>37.50%</b> | 3 |
| <b>Athletic Training</b>                | <b>37.50%</b> | 3 |
| <b>Biology</b>                          | <b>12.50%</b> | 1 |
| <b>Environmental Science and Policy</b> | <b>12.50%</b> | 1 |
| <b>Science Education</b>                | <b>0%</b>     | 0 |
| Total                                   |               | 8 |

**Q10 If you earned a Graduate Certificate as a stand alone item, or earned a certificate as part of your degree program (whether it was an MAT, MBA, MEd, MS, or CAGS), please choose the type of certificate from the list below (you may choose multiple certificates, or scroll down, click on N/A and then the Submit button if a Graduate Certificate is not applicable):**

Answered: 127 Skipped: 29



Graduate Exit Survey (1)

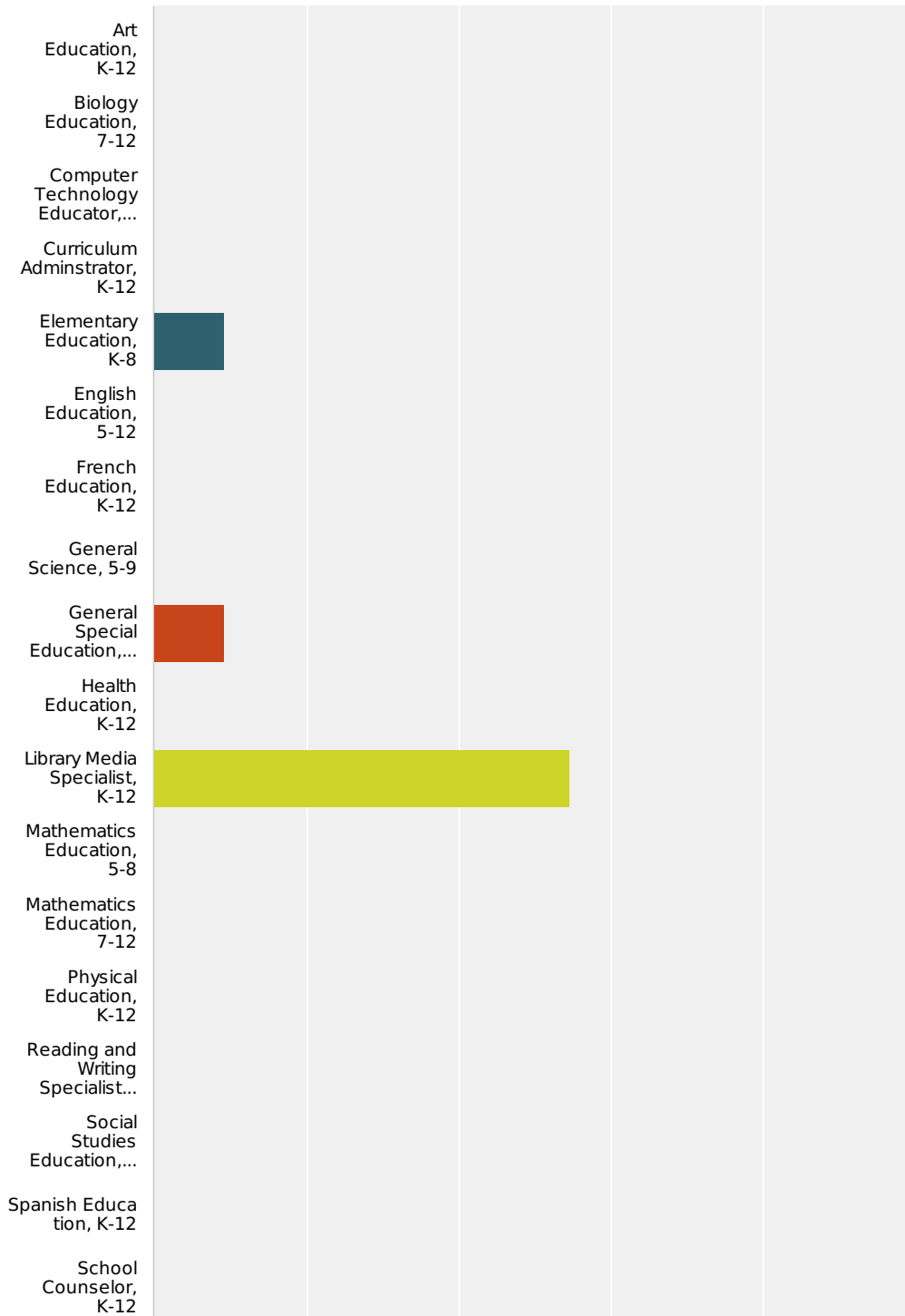


| Answer Choices  | Responses        |
|---|------------------|
| <b>Adventures in Learning: Experiential Classroom</b>                 | <b>3.94%</b> 5   |
| <b>Athletic Administration</b>  | <b>0%</b> 0      |
| <b>Challenge Course Program Development</b>                           | <b>1.57%</b> 2   |
| <b>Eating Disorders Institute</b>                                     | <b>1.57%</b> 2   |
| <b>General Sciences - AMNH</b>  | <b>0%</b> 0      |
| <b>Health Care Administration</b>                                     | <b>7.09%</b> 9   |
| <b>Historic Preservation</b>  | <b>1.57%</b> 2   |
| <b>International Business</b>   | <b>0.79%</b> 1   |
| <b>Investment and Finance</b>   | <b>2.36%</b> 3   |
| <b>Life Sciences - AMNH</b>   | <b>0%</b> 0      |
| <b>Middle Level Education (NELMS)</b>                                 | <b>0%</b> 0      |
| <b>National Writing Project Teacher Consultant</b>                    | <b>0.79%</b> 1   |
| <b>Neurodevelopmental Approach to Teaching</b>                        | <b>1.57%</b> 2   |
| <b>Organizational Approaches to Transformation and Healing - OATH</b> | <b>0.79%</b> 1   |
| <b>Organizational Communication</b>                                   | <b>2.36%</b> 3   |
| <b>Online Teaching and Learning</b>                                   | <b>4.72%</b> 6   |
| <b>Parenting Education</b>  | <b>0%</b> 0      |
| <b>Personal Approaches to Transformational Healing - PATH</b>         | <b>1.57%</b> 2   |
| <b>Physical Sciences - AMNH</b>                                       | <b>0%</b> 0      |
| <b>Positive Behavioral Interventions and Support - PBIS</b>           | <b>0%</b> 0      |
| <b>Small Business Entrepreneurship</b>                                | <b>1.57%</b> 2   |
| <b>Strategic Marketing Management</b>                                 | <b>2.36%</b> 3   |
| <b>The Human Side of Enterprise</b>                                   | <b>0.79%</b> 1   |
| <b>N/A</b>  | <b>67.72%</b> 86 |

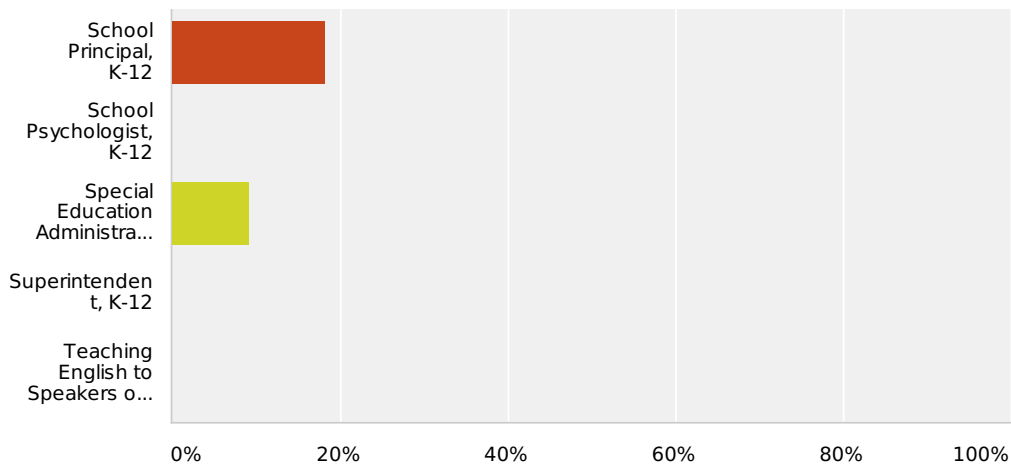
Total Respondents: 127

**Q11 If you earned Certification, please choose the Certification program that applies to you (i.e., you completed coursework and either student teaching or a practicum to be endorsed for certification by PSU's Office of Teacher Certification; or scroll down and click on "Submit" if Certification is not applicable):**

Answered: 11 Skipped: 145



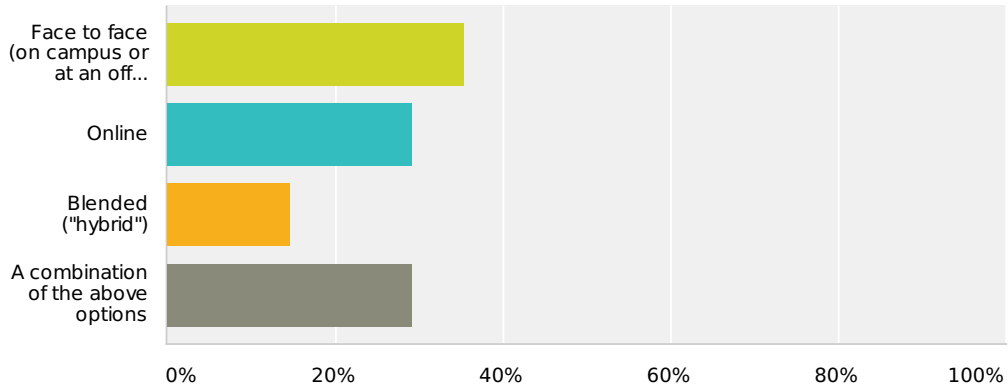
Graduate Exit Survey (1)



| Answer Choices   | Responses |
|--|-----------|
| <b>Art Education, K-12</b>   | 0% 0      |
| <b>Biology Education, 7-12</b>                                       | 0% 0      |
| <b>Computer Technology Educator, K-12</b>                            | 0% 0      |
| <b>Curriculum Administrator, K-12</b>                                | 0% 0      |
| <b>Elementary Education, K-8</b>                                     | 9.09% 1   |
| <b>English Education, 5-12</b>                                       | 0% 0      |
| <b>French Education, K-12</b>  | 0% 0      |
| <b>General Science, 5-9</b>  | 0% 0      |
| <b>General Special Education, K-12</b>                               | 9.09% 1   |
| <b>Health Education, K-12</b>  | 0% 0      |
| <b>Library Media Specialist, K-12</b>                                | 54.55% 6  |
| <b>Mathematics Education, 5-8</b>                                    | 0% 0      |
| <b>Mathematics Education, 7-12</b>                                   | 0% 0      |
| <b>Physical Education, K-12</b>                                      | 0% 0      |
| <b>Reading and Writing Specialist, K-12</b>                          | 0% 0      |
| <b>Social Studies Education, 5-12</b>                                | 0% 0      |
| <b>Spanish Education, K-12</b>                                       | 0% 0      |
| <b>School Counselor, K-12</b>  | 0% 0      |
| <b>School Principal, K-12</b>  | 18.18% 2  |
| <b>School Psychologist, K-12</b>                                     | 0% 0      |
| <b>Special Education Administration, K-12</b>                        | 9.09% 1   |
| <b>Superintendent, K-12</b>  | 0% 0      |
| <b>Teaching English to Speakers of Other Languages (TESOL), K-12</b> | 0% 0      |
| <b>Total</b>   | 11        |

### Q12 How did you complete the majority of your courses? (You may choose multiple responses.)

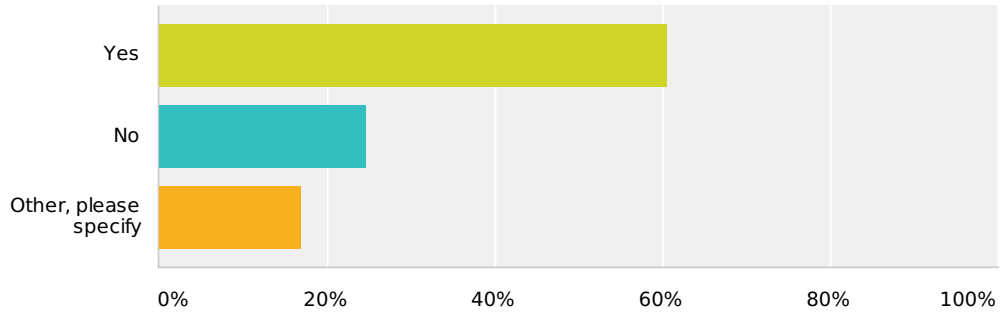
Answered: 144 Skipped: 12



| Answer Choices  | Responses        |
|---|------------------|
| <b>Face to face (on campus or at an off campus location, such as Concord, NH)</b> | <b>35.42%</b> 51 |
| <b>Online</b>   | <b>29.17%</b> 42 |
| <b>Blended ("hybrid")</b>   | <b>14.58%</b> 21 |
| <b>A combination of the above options</b>   | <b>29.17%</b> 42 |
| Total Respondents: 144  |                  |

### Q13 Should the College of Graduate Studies expand online offerings?

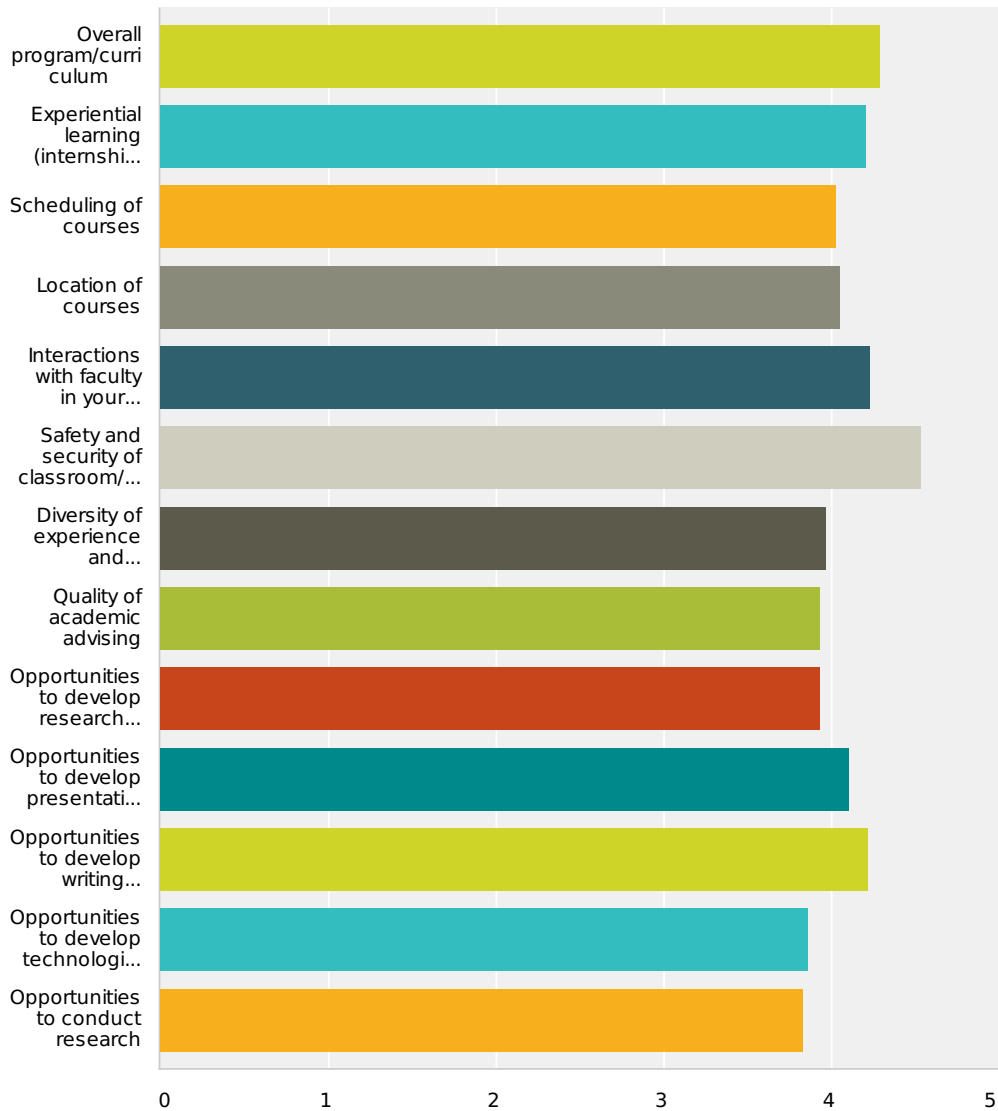
Answered: 142 Skipped: 14



| Answer Choices         | Responses     |    |
|------------------------|---------------|----|
| <b>Yes</b>             | <b>60.56%</b> | 86 |
| <b>No</b>              | <b>24.65%</b> | 35 |
| Other, please specify  | <b>16.90%</b> | 24 |
| Total Respondents: 142 |               |    |

## Q14 Please rate your level of satisfaction with the following:

Answered: 144 Skipped: 12



|  | Poor              | 2                 | Good                | 4                   | Excellent           | N/A                 | Total | Average Rating |
|--|-------------------|-------------------|---------------------|---------------------|---------------------|---------------------|-------|----------------|
| <b>Overall program/curriculum</b>                          | <b>0.69%</b><br>1 | <b>2.78%</b><br>4 | <b>8.33%</b><br>12  | <b>43.06%</b><br>62 | <b>45.14%</b><br>65 | <b>0%</b><br>0      | 144   | 4.29           |
| <b>Experiential learning (internship, practicum, etc.)</b> | <b>2.08%</b><br>3 | <b>2.78%</b><br>4 | <b>11.81%</b><br>17 | <b>26.39%</b><br>38 | <b>40.97%</b><br>59 | <b>15.97%</b><br>23 | 144   | 4.21           |
| <b>Scheduling of courses</b>                               | <b>0%</b><br>0    | <b>6.25%</b><br>9 | <b>18.75%</b><br>27 | <b>40.28%</b><br>58 | <b>34.03%</b><br>49 | <b>0.69%</b><br>1   | 144   | 4.03           |
| <b>Location of courses</b>                                 | <b>1.39%</b><br>2 | <b>5.56%</b><br>8 | <b>16.67%</b><br>24 | <b>32.64%</b><br>47 | <b>36.81%</b><br>53 | <b>6.94%</b><br>10  | 144   | 4.05           |

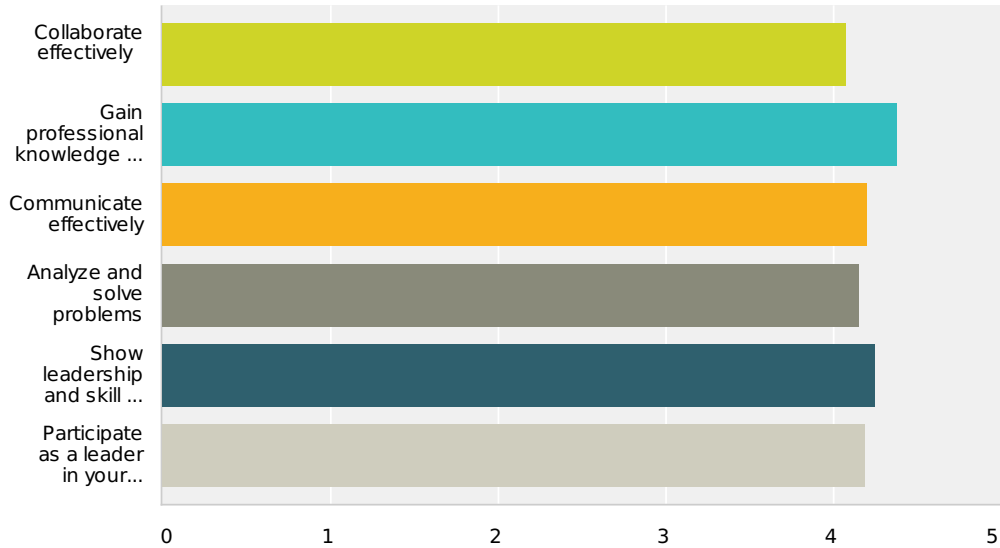


Graduate Exit Survey (1)

|   |                   |                    |                     |                     |                     |                     |     |      |
|---|-------------------|--------------------|---------------------|---------------------|---------------------|---------------------|-----|------|
| <b>Interactions with faculty in your program</b>                  | <b>0%</b><br>0    | <b>3.50%</b><br>5  | <b>20.28%</b><br>29 | <b>25.17%</b><br>36 | <b>50.35%</b><br>72 | <b>0.70%</b><br>1   | 143 | 4.23 |
| <b>Safety and security of classroom/campus</b>                    | <b>0%</b><br>0    | <b>0%</b><br>0     | <b>6.34%</b><br>9   | <b>24.65%</b><br>35 | <b>49.30%</b><br>70 | <b>19.72%</b><br>28 | 142 | 4.54 |
| <b>Diversity of experience and background of the student body</b> | <b>2.10%</b><br>3 | <b>2.10%</b><br>3  | <b>25.87%</b><br>37 | <b>29.37%</b><br>42 | <b>33.57%</b><br>48 | <b>6.99%</b><br>10  | 143 | 3.97 |
| <b>Quality of academic advising</b>                               | <b>2.08%</b><br>3 | <b>9.03%</b><br>13 | <b>20.83%</b><br>30 | <b>25.69%</b><br>37 | <b>38.89%</b><br>56 | <b>3.47%</b><br>5   | 144 | 3.94 |
| <b>Opportunities to develop research skills</b>                   | <b>2.78%</b><br>4 | <b>6.25%</b><br>9  | <b>16.67%</b><br>24 | <b>36.81%</b><br>53 | <b>31.25%</b><br>45 | <b>6.25%</b><br>9   | 144 | 3.93 |
| <b>Opportunities to develop presentation skills</b>               | <b>0%</b><br>0    | <b>4.17%</b><br>6  | <b>17.36%</b><br>25 | <b>40.28%</b><br>58 | <b>36.11%</b><br>52 | <b>2.08%</b><br>3   | 144 | 4.11 |
| <b>Opportunities to develop writing skills</b>                    | <b>0.70%</b><br>1 | <b>2.10%</b><br>3  | <b>11.19%</b><br>16 | <b>45.45%</b><br>65 | <b>39.16%</b><br>56 | <b>1.40%</b><br>2   | 143 | 4.22 |
| <b>Opportunities to develop technological skills</b>              | <b>0.70%</b><br>1 | <b>8.39%</b><br>12 | <b>23.08%</b><br>33 | <b>37.76%</b><br>54 | <b>28.67%</b><br>41 | <b>1.40%</b><br>2   | 143 | 3.87 |
| <b>Opportunities to conduct research</b>                          | <b>3.50%</b><br>5 | <b>8.39%</b><br>12 | <b>18.18%</b><br>26 | <b>33.57%</b><br>48 | <b>30.07%</b><br>43 | <b>6.29%</b><br>9   | 143 | 3.84 |

## Q15 Please rate the extent to which your graduate education has improved your ability to:

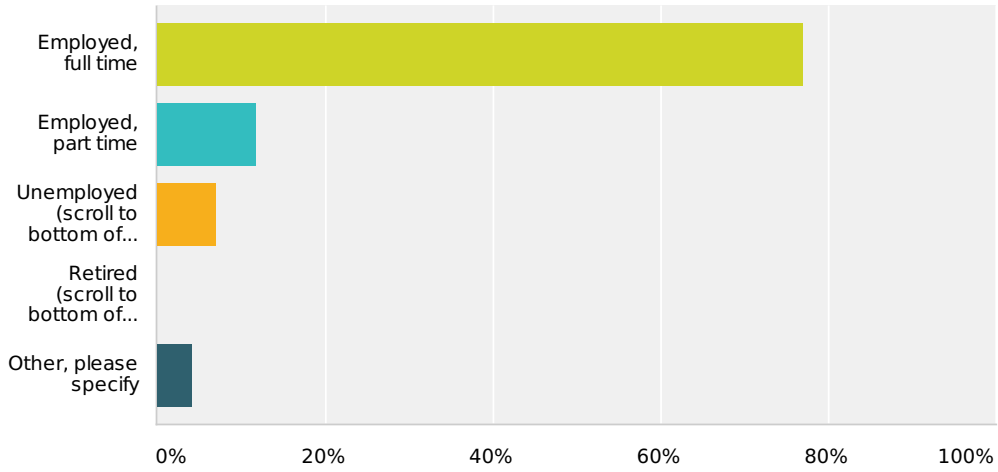
Answered: 142 Skipped: 14



|   | Poor       | 2          | Good         | 4            | Excellent    | N/A        | Total | Average Rating |
|---|------------|------------|--------------|--------------|--------------|------------|-------|----------------|
| <b>Collaborate effectively</b>  | 0.70%<br>1 | 2.11%<br>3 | 17.61%<br>25 | 46.48%<br>66 | 31.69%<br>45 | 1.41%<br>2 | 142   | 4.08           |
| <b>Gain professional knowledge and experience</b>                             | 0%<br>0    | 1.41%<br>2 | 10.56%<br>15 | 36.62%<br>52 | 51.41%<br>73 | 0%<br>0    | 142   | 4.38           |
| <b>Communicate effectively</b>  | 0%<br>0    | 3.52%<br>5 | 13.38%<br>19 | 42.25%<br>60 | 40.85%<br>58 | 0%<br>0    | 142   | 4.20           |
| <b>Analyze and solve problems</b>   | 0.71%<br>1 | 2.84%<br>4 | 14.89%<br>21 | 43.26%<br>61 | 38.30%<br>54 | 0%<br>0    | 141   | 4.16           |
| <b>Show leadership and skill in supporting individual and systemic change</b> | 0%<br>0    | 1.42%<br>2 | 15.60%<br>22 | 39.01%<br>55 | 43.26%<br>61 | 0.71%<br>1 | 141   | 4.25           |
| <b>Participate as a leader in your organization</b>                           | 0%<br>0    | 2.13%<br>3 | 18.44%<br>26 | 36.17%<br>51 | 41.84%<br>59 | 1.42%<br>2 | 141   | 4.19           |

## Q16 What is your current employment status?

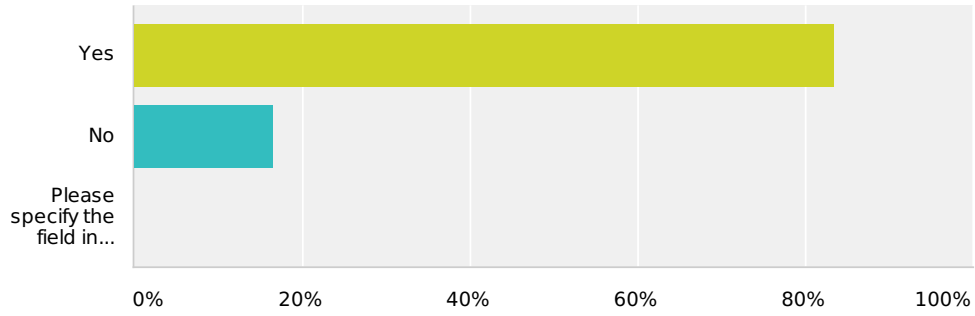
Answered: 144 Skipped: 12



| Answer Choices   | Responses         |
|--|-------------------|
| <b>Employed, full time</b>   | <b>77.08%</b> 111 |
| <b>Employed, part time</b>   | <b>11.81%</b> 17  |
| <b>Unemployed (scroll to bottom of page and click on "Submit")</b> | <b>6.94%</b> 10   |
| <b>Retired (scroll to bottom of page and click on "Submit")</b>    | <b>0%</b> 0       |
| Other, please specify  | <b>4.17%</b> 6    |
| Total  | 144               |

### Q17 If employed, are you working in a field related to your graduate program?

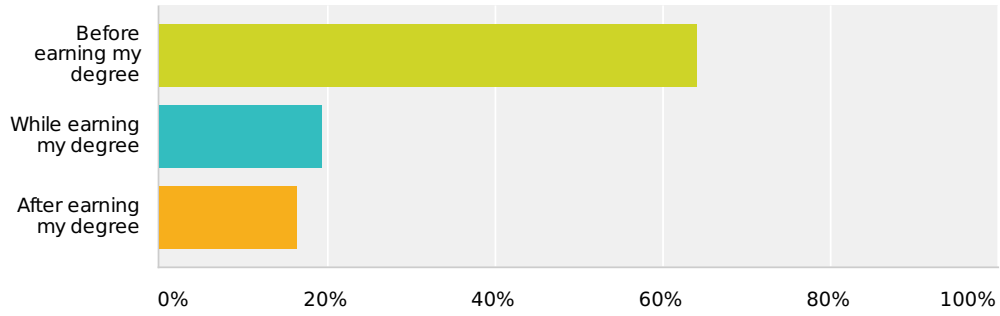
Answered: 133 Skipped: 23



| Answer Choices   | Responses         |
|--|-------------------|
| <b>Yes</b>   | <b>83.46%</b> 111 |
| <b>No</b>  | <b>16.54%</b> 22  |
| Please specify the field in which you are employed (including but not limited to: athletics; business administration; education - higher ed; education - K-12; healthcare; mental health; sciences, etc.). | <b>71.43%</b> 95  |
| Total  | 133               |

## Q18 When did you find your current employment?

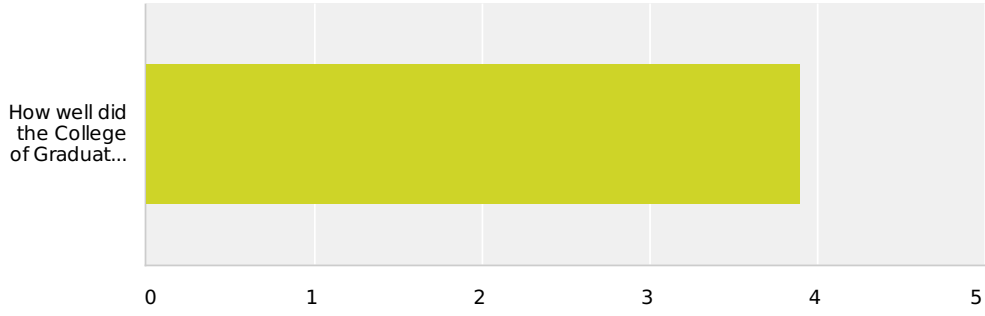
Answered: 134 Skipped: 22



| Answer Choices                  | Responses     |     |
|---------------------------------|---------------|-----|
| <b>Before earning my degree</b> | <b>64.18%</b> | 86  |
| <b>While earning my degree</b>  | <b>19.40%</b> | 26  |
| <b>After earning my degree</b>  | <b>16.42%</b> | 22  |
| Total                           |               | 134 |

### Q19 Please rate the following:

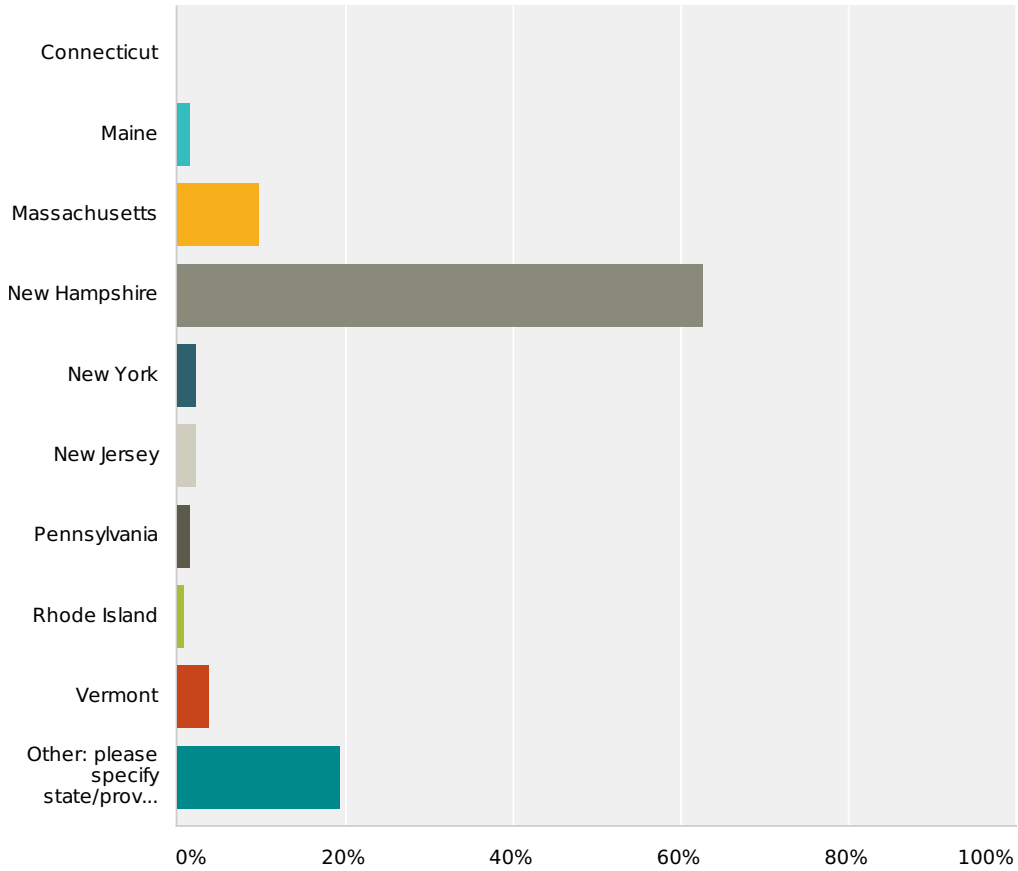
Answered: 136 Skipped: 20



|   | Not at all | 2          | Somewhat     | 4            | Very well | N/A          | Total | Average Rating |
|---|------------|------------|--------------|--------------|-----------|--------------|-------|----------------|
| <b>How well did the College of Graduate Studies prepare you for the demands of your current position?</b> | 2.94%<br>4 | 2.94%<br>4 | 19.12%<br>26 | 36.76%<br>50 | 25%<br>34 | 13.24%<br>18 | 136   | 3.90           |

## Q20 What state are you employed in? (You may chose up to two responses.)

Answered: 134 Skipped: 22

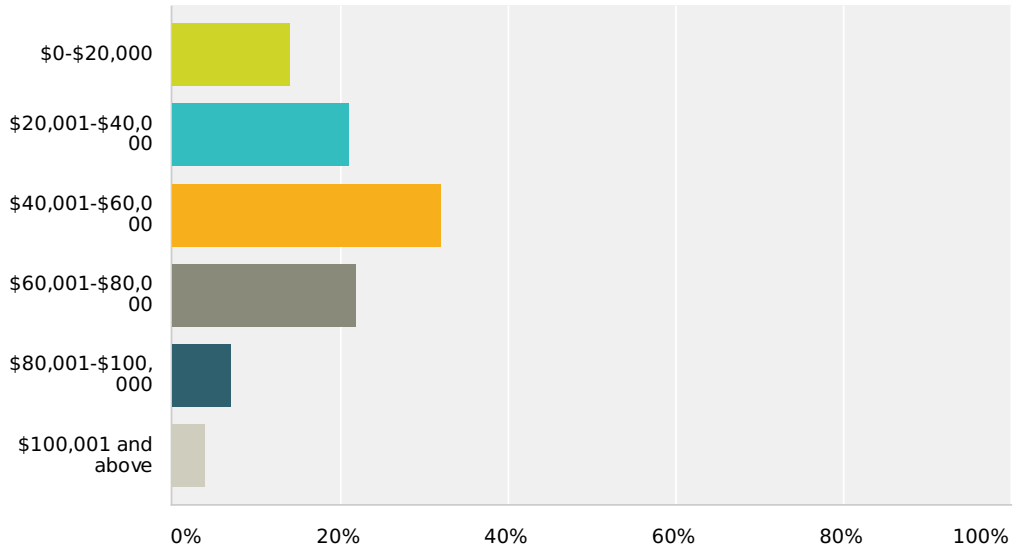


| Answer Choices                               | Responses        |
|--|------------------|
| <b>Connecticut</b>                           | <b>0%</b> 0      |
| <b>Maine</b>                                 | <b>1.49%</b> 2   |
| <b>Massachusetts</b>                         | <b>9.70%</b> 13  |
| <b>New Hampshire</b>                         | <b>62.69%</b> 84 |
| <b>New York</b>                              | <b>2.24%</b> 3   |
| <b>New Jersey</b>                            | <b>2.24%</b> 3   |
| <b>Pennsylvania</b>                          | <b>1.49%</b> 2   |
| <b>Rhode Island</b>                          | <b>0.75%</b> 1   |
| <b>Vermont</b>                               | <b>3.73%</b> 5   |
| Other: please specify state/province/country | <b>19.40%</b> 26 |

Total Respondents: 134

## Q21 Annual salary \$ range

Answered: 128 Skipped: 28

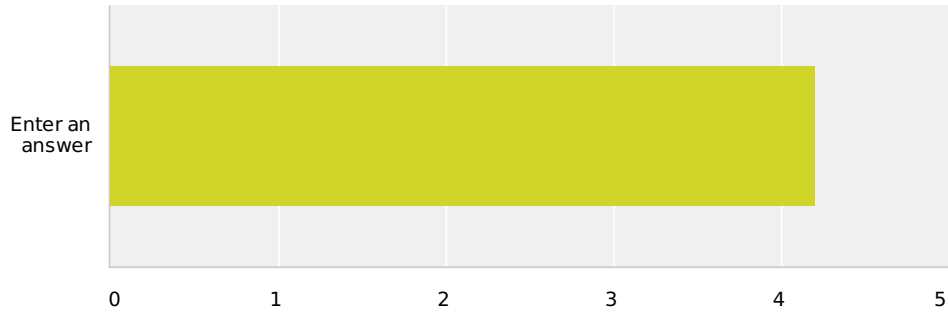


| Answer Choices             | Responses        |
|----------------------------|------------------|
| <b>\$0-\$20,000</b>        | <b>14.06%</b> 18 |
| <b>\$20,001-\$40,000</b>   | <b>21.09%</b> 27 |
| <b>\$40,001-\$60,000</b>   | <b>32.03%</b> 41 |
| <b>\$60,001-\$80,000</b>   | <b>21.88%</b> 28 |
| <b>\$80,001-\$100,000</b>  | <b>7.03%</b> 9   |
| <b>\$100,001 and above</b> | <b>3.91%</b> 5   |
| Total                      | 128              |



## Q22 Overall, how satisfied were you with the College of Graduate Studies and your graduate program?

Answered: 142 Skipped: 14



|                 | Poor    | 2          | Good         | 4            | Excellent    | N/A        | Total | Average Rating |
|-----------------|---------|------------|--------------|--------------|--------------|------------|-------|----------------|
| Enter an answer | 0%<br>0 | 3.52%<br>5 | 15.49%<br>22 | 37.32%<br>53 | 42.96%<br>61 | 0.70%<br>1 | 142   | 4.21           |

**Q23 Please share any additional comments or suggestions for the College of Graduate Studies:**

Answered: 67 Skipped: 89

**Q24 If you wish to refer a friend or acquaintance to us, please provide their name and email address below.**

Answered: 5 Skipped: 151

**Q25 Collecting feedback from our alumni helps us to assess and enhance program effectiveness. In the spirit of the university's motto, ut prosim, "that I may serve", it would be most helpful if you would agree to participate in follow-up surveys. If you agree to do so, please provide us with your up-to-date contact information. Many thanks for your participation, and good luck in your future endeavours.**

Answered: 53 Skipped: 103

| Answer Choices         | Responses     |    |
|------------------------|---------------|----|
| <b>Name</b>            | <b>100%</b>   | 53 |
| <b>Company</b>         | <b>100%</b>   | 53 |
| <b>Address 1</b>       | <b>94.34%</b> | 50 |
| <b>Address 2</b>       | <b>92.45%</b> | 49 |
| <b>City/Town</b>       | <b>90.57%</b> | 48 |
| <b>State/Province</b>  | <b>84.91%</b> | 45 |
| <b>Zip/Postal Code</b> | <b>69.81%</b> | 37 |
| <b>Country</b>         | <b>30.19%</b> | 16 |
| <b>Email Address</b>   | <b>7.55%</b>  | 4  |
| <b>(no label)</b>      | <b>0%</b>     | 0  |
| Total Respondents: 53  |               |    |